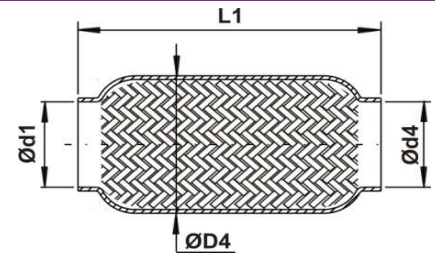


Ernst-Nr.	InnenØ d1 / d2 / d3 (mm)	InnenØ d4 (mm)	AußenØ D4 (mm)	Länge L1 (mm)	Länge L2 (mm)	Innenmaße a x b (mm)	Außenmaße A x B (mm)	Ø Abgasrohr (mm)
-----------	-----------------------------	-------------------	-------------------	------------------	------------------	-------------------------	-------------------------	---------------------

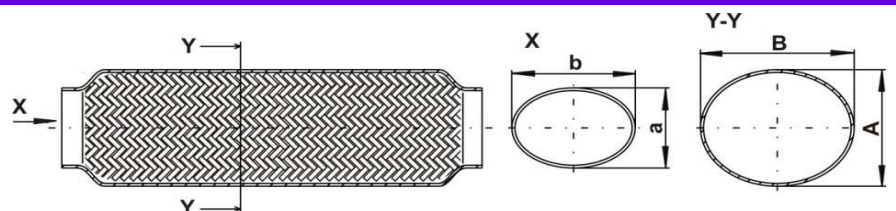
## Flexrohr



460 49 1	38,7		64,0	100				38,0
460 34 7	40,7		65,0	100				40,0
460 35 4	42,7		68,0	100				42,0
460 77 4	42,7		68,0	250				42,0
460 00 2	45,7		72,0	100				45,0
460 68 2	45,7		73,5	150				45,0
460 01 9	45,7		73,5	200				45,0
460 37 8	45,7		70,5	250				45,0
460 69 9	48,7		75,0	100				48,0
460 02 6	50,7		77,5	100				50,0
460 76 7	50,7		76,0	150				50,0
460 03 3	50,7		79,0	200				50,0
460 39 2	50,7		76,0	280				50,0
460 23 1	52,7		77,5	100				52,0
460 70 5	52,7		77,5	150				52,0
460 04 0	52,7		77,5	200				52,0
460 21 7	55,7		83,0	100				55,0
460 40 8	55,7		84,0	150				55,0
460 05 7	55,7		82,0	200				55,0
460 12 5	60,7		91,0	116				60,0
460 78 1	60,7		91,5	150				60,0
460 24 8	60,7		91,5	200				60,0
464 18 5	63,7		90,0	115				63,0
460 79 8	63,7		93,0	150				63,0
460 28 6	63,7		98,0	190				63,0
460 26 2	65,7		93,0	200				65,0
460 44 6	70,7		102,0	70				70,0
460 45 3	70,7		101,0	150				70,0
460 46 0	70,7		100,0	250				70,0
460 47 7	75,7		105,0	150				75,0
460 48 4	75,7		105,0	250				75,0

Ernst-Nr.	InnenØ d1 / d2 / d3 (mm)	InnenØ d4 (mm)	AußenØ D4 (mm)	Länge L1 (mm)	Länge L2 (mm)	Innenmaße a x b (mm)	Außenmaße A x B (mm)	Ø Abgasrohr (mm)
-----------	-----------------------------	-------------------	-------------------	------------------	------------------	-------------------------	-------------------------	---------------------

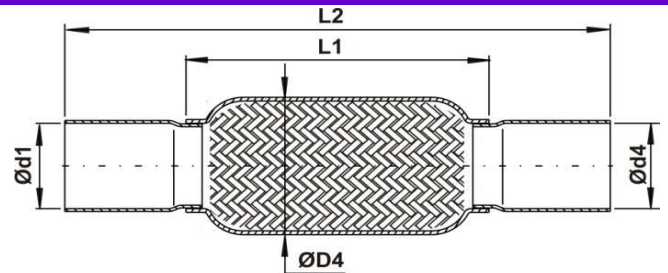
## Flexrohr oval



460 29 3				208		40 x 58	62,5 x 76	
----------	--	--	--	-----	--	---------	-----------	--

Ernst-Nr.	InnenØ d1 / d2 / d3 (mm)	InnenØ d4 (mm)	AußenØ D4 (mm)	Länge L1 (mm)	Länge L2 (mm)	Innenmaße a x b (mm)	Außenmaße A x B (mm)	Ø Abgasrohr (mm)
-----------	-----------------------------	-------------------	-------------------	------------------	------------------	-------------------------	-------------------------	---------------------

## Flexrohr komplett

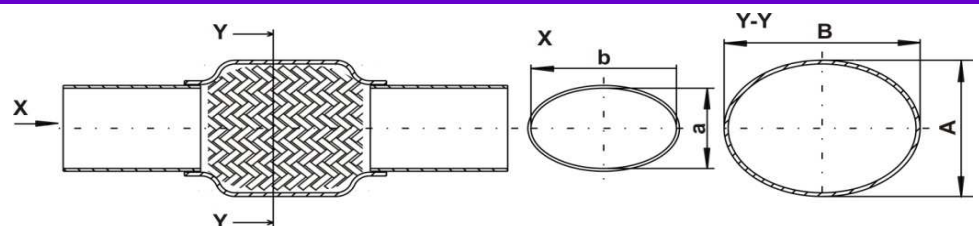


mit Edelstahl-Anschlussrohren am Ein- und Austritt

460 36 1	38,7		68,0	100	220			38,0
460 15 6	40,7		73,5	200	320			40,0
460 14 9	40,7		72,0	100	220			40,0
460 17 0	42,7		73,5	200	320			42,0
460 16 3	42,7		68,5	100	220			42,0
460 71 2	44,7	48,7	79,0	200	350			44,0 / 48,0
460 07 1	45,7		73,5	200	320			45,0
460 06 4	45,7		72,0	100	220			45,0
460 63 7	45,7		73,5	150	270			45,0
460 65 1	45,7		70,5	250	370			45,0
460 18 7	48,7		75,0	100	220			48,0
460 19 4	48,7		79,0	200	320			48,0
460 08 8	50,7		77,5	100	220			50,0
464 12 3	50,7		76,0	150	270			50,0
460 09 5	50,7		79,0	200	320			50,0
460 20 0	52,7		77,5	100	220			52,0
460 64 4	52,7		77,5	150	270			52,0
460 10 1	52,7		77,5	200	320			52,0
460 11 8	55,7		82,0	200	320			55,0
460 22 4	55,7		83,0	100	220			55,0
460 50 7	55,7		84,0	150	270			55,0
460 25 5	60,7		91,5	200	320			60,0
460 13 2	60,7		91,0	116	220			60,0
464 34 5	63,7		90,0	115	220			63,0
460 51 4	65,7		93,0	200	320			65,0
460 52 1	70,7		102,0	70	190			70,0
460 53 8	70,7		101,0	150	270			70,0
460 54 5	75,7		105,0	150	270			75,0

Ernst-Nr.	InnenØ d1 / d2 / d3 (mm)	InnenØ d4 (mm)	AußenØ D4 (mm)	Länge L1 (mm)	Länge L2 (mm)	Innenmaße a x b (mm)	Außenmaße A x B (mm)	Ø Abgasrohr (mm)
-----------	-----------------------------	-------------------	-------------------	------------------	------------------	-------------------------	-------------------------	---------------------

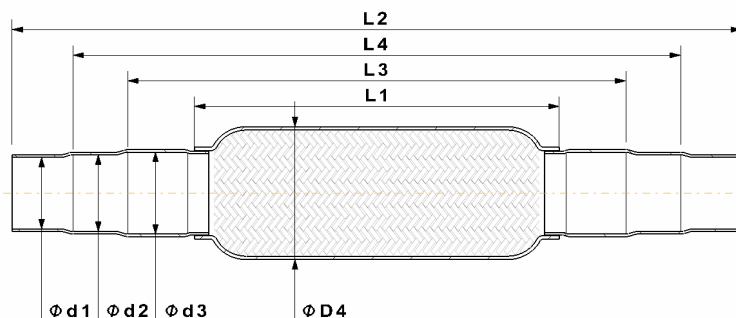
## Flexrohr oval komplett



464 14 7				100	220	43 x 72	73 x 97	46 x 75
----------	--	--	--	-----	-----	---------	---------	---------

Ernst-Nr.	InnenØ d1 / d2 / d3 (mm)	InnenØ d4 (mm)	AußenØ D4 (mm)	Länge L1 (mm)	Länge L2 (mm)	Innenmaße a x b (mm)	Außenmaße A x B (mm)	Ø Abgasrohr (mm)
-----------	-----------------------------	-------------------	-------------------	------------------	------------------	-------------------------	-------------------------	---------------------

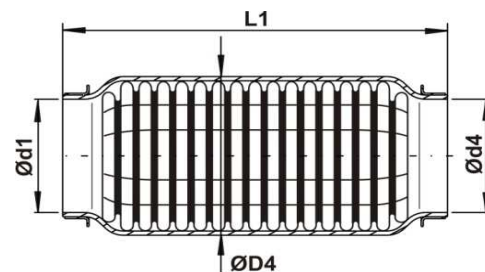
## Flexrohr komplett universal



464 17 8	32,7 / 37,7 / 42,7		72,0	100	280	max. 156	max. 214	32,0 / 37,0 / 42,0
460 30 9	42,7 / 45,7 / 48,7		79,0	100	400	max. 205	max. 300	42,0 / 45,0 / 48,0
460 31 6	42,7 / 45,7 / 48,7		77,5	200	400	max. 273	max. 333	42,0 / 45,0 / 48,0
464 16 1	42,7 / 47,7 / 52,7		83,0	100	280	max. 156	max. 214	42,0 / 47,0 / 52,0
464 15 4	42,7 / 47,7 / 52,7		83,0	100	350	max. 180	max. 261	42,0 / 47,0 / 52,0
460 66 8	45,7 / 48,7 / 55,7		84,0	100	400	max. 194	max. 295	45,0 / 48,0 / 55,0
460 67 5	45,7 / 48,7 / 55,7		83,0	200	400	max. 273	max. 333	45,0 / 48,0 / 55,0
460 32 3	50,7 / 52,7 / 55,7		84,0	100	400	max. 205	max. 300	50,0 / 52,0 / 55,0
460 33 0	50,7 / 52,7 / 55,7		83,0	200	400	max. 273	max. 333	50,0 / 52,0 / 55,0
460 72 9	50,7 / 55,7 / 60,7		93,0	150	400	max. 228	max. 310	50,0 / 55,0 / 60,0

Ernst-Nr.	InnenØ d1 / d2 / d3 (mm)	InnenØ d4 (mm)	AußenØ D4 (mm)	Länge L1 (mm)	Länge L2 (mm)	Innenmaße a x b (mm)	Außenmaße A x B (mm)	Ø Abgasrohr (mm)
-----------	-----------------------------	-------------------	-------------------	------------------	------------------	-------------------------	-------------------------	---------------------

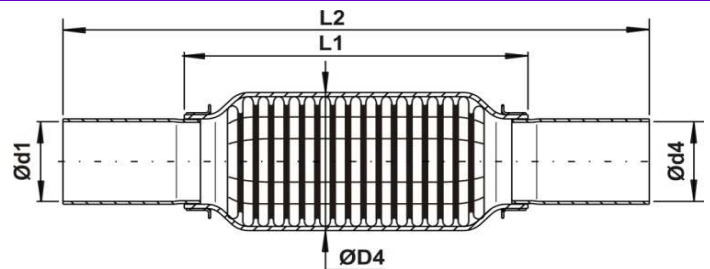
## Flexrohr "soft"



464 19 2	38,7		62,0	170				38,0
464 10 9	38,7		62,0	200				38,0
464 20 8	40,7		64,0	170				40,0
464 21 5	40,7		64,0	200				40,0
464 22 2	42,7		66,0	170				42,0
464 23 9	42,7		66,0	200				42,0
460 62 0	45,7		73,0	170				45,0
464 00 0	48,7		74,0	150				48,0
464 01 7	50,7		76,0	170				50,0
464 24 6	52,7		75,0	170				52,0
464 25 3	55,7		80,0	170				55,0
464 07 9	60,7		85,0	190				60,0
464 33 8	60,7		88,0	230				60,0

Ernst-Nr.	InnenØ d1 / d2 / d3 (mm)	InnenØ d4 (mm)	AußenØ D4 (mm)	Länge L1 (mm)	Länge L2 (mm)	Innenmaße a x b (mm)	Außenmaße A x B (mm)	Ø Abgasrohr (mm)
-----------	-----------------------------	-------------------	-------------------	------------------	------------------	-------------------------	-------------------------	---------------------

## Flexrohr "soft" komplett



mit Edelstahl-Anschlussrohren am Ein- und Austritt

464 27 7	38,7		64,0	200	320			38,0
464 28 4	40,7		66,0	170	290			40,0
464 29 1	40,7		66,0	200	320			40,0
464 02 4	42,7		73,0	170	290			42,0
464 03 1	45,7		73,0	170	290			45,0
464 31 4	45,7		66,0	200	320			45,0
464 04 8	48,7		74,0	150	290			48,0
464 05 5	50,7		76,0	170	290			50,0
464 06 2	52,7		76,0	170	290			52,0
464 32 1	55,7		80,0	170	290			55,0
464 08 6	60,7		85,0	190	310			60,0